

 Circle.

Short o

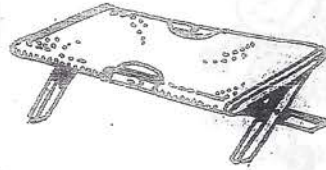
1.



tap

top

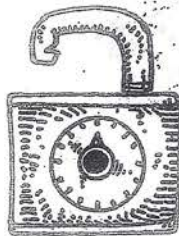
2.



cot

cat

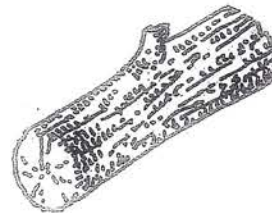
3.



lock

lick

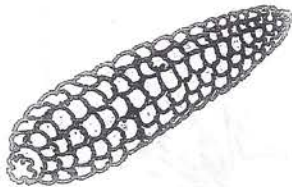
4.



leg

log

5.



cob

cab


6.



map

mop

7.



pop

pep

8.



fix

fox



Directions: In each box, circle the word that names the picture.



Home Activity: Read a story and ask your child to listen for short o words.


 Draw lines.

1.



box

6.



top

2.



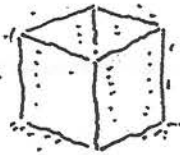
hop

7.



cot

3.



dot

8.



fox

4.



mop

9.



lock

5.



pot

10.



pop



**Directions:** Draw a line from the picture to the word that tells about the picture.



**Home Activity:** Have your child name pairs of rhyming words from the pictures on the page.